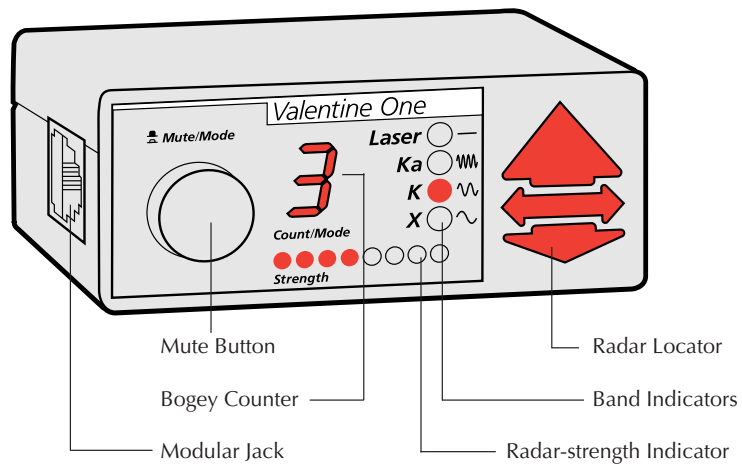


Concealed Display

The Concealed Display Kit (optional) makes Valentine One less noticeable to others outside your car. It allows you to operate Valentine One with its lights blacked out, yet have a fully operational display module down low in the car where it's not visible outside.

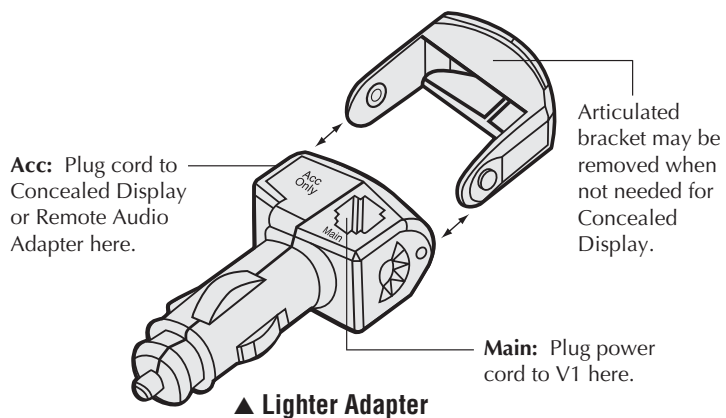
Concealed Display Module



Dimensions: 1.0-in. H x 2.5-in. W x 1.2-in. D
25.6-mm H X 63.9-mm W X 31.0-mm D

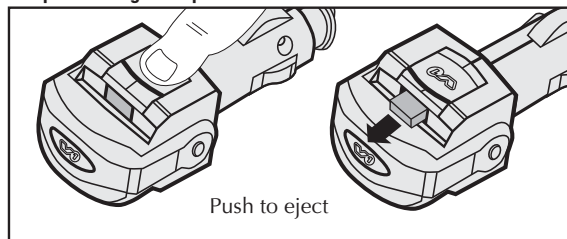
Lighter Adapter

Articulated Bracket ▼

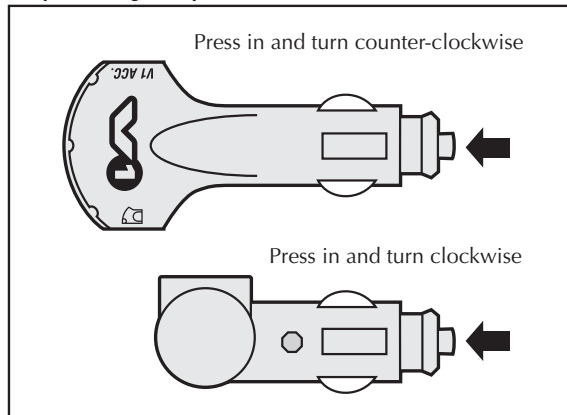


Changing the Lighter Adapter Fuse

Adapters using 2-amp Mini Blade fuse



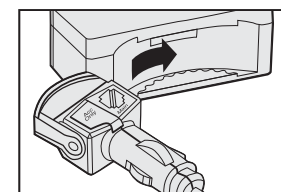
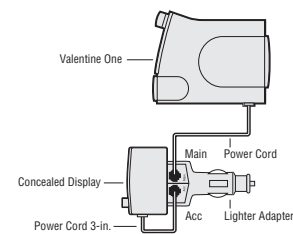
Adapters using 1-amp 5 mm x 20mm fuse



INSTALLATION: Using Lighter Adapter

1. Slide Lighter Adapter with Articulated Bracket into cavity on back of Concealed Display Module.
2. Connect **Acc** on Lighter Adapter to Concealed Display with 3-inch cord.
3. Adjust angle on Lighter Adapter, then insert Lighter Adapter into lighter socket.
4. Run the power cord from the **Main** jack on the Lighter Adapter to Valentine One.
5. To operate, adjust Control Knob and Control Lever on Valentine One to your desired settings.

IMPORTANT NOTE: Do not use Direct-wire Power Adapter with Lighter Adapter.

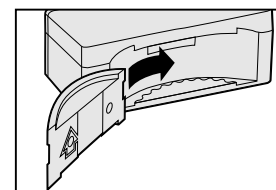
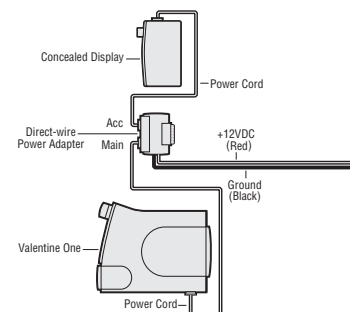


Lighter Adapter slides into place.

INSTALLATION: Using Mounting Plate

1. Slide Mounting Plate into cavity on back of Concealed Display Module.
2. If using Dual Lock®, adhere one square of Dual Lock® to the recess on the back of the Mounting Plate. Adhere mating Dual Lock® square to desired mounting location.
3. If using the Direct-wire Power Adapter, follow instructions on page 19.
4. Run a power cord from the **Acc** jack on the Lighter Adapter, or the Accessory jack on the Direct-wire Power Adapter, to the Concealed Display Module.
5. Run a power cord from **Main** jack on the Lighter Adapter, or the Main Unit jack on the Direct-wire Power Adapter, to Valentine One.
6. To operate, adjust Control Knob and Control Lever on Valentine One to your desired settings.

IMPORTANT NOTE: Do not use Lighter Adapter with Direct-wire Power Adapter.



Mounting plate slides into place.