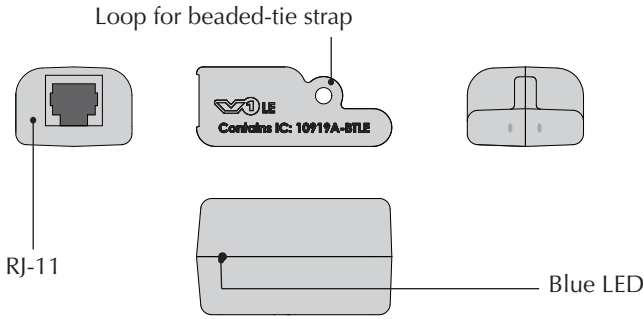


V1connection™ LE

This optional Bluetooth®-enabled module lets you wirelessly connect V1 to your iPhone®, iPad® and iPod touch® devices; also to Android™ devices compatible with Bluetooth Low Energy.

V1connection LE works with all V1s, but its full capability is available only from V1s with ESP (Check for the ESP logo on the front panel below the Control Knob). On pre-ESP V1s, or when using a pre-ESP Concealed Display or Remote Audio Adapter, your handheld will serve as a wireless remote display of all V1 front-panel warnings, but other functions and screens are unavailable.



V1connection, the app

For the current list of compatible devices, please go to <http://www.valentine1.com/v1info/v1connection/compatibility.asp>.

To download this necessary app, open the “App Store” on your device and search for “*V1connection, the app.*”

Pairing on iOS

The app will connect to the first V1connection LE module that it recognizes. If the app detects more than one module and none of them are the last one used, it will automatically connect to the first one found. To verify which module that is, look for the flashing blue LED. The flashing will change to a constant glow when the connection is complete. Note: The V1connection LE will not be shown in the list of Bluetooth devices on your iPhone, iPad or iPod touch.

Pairing on Android

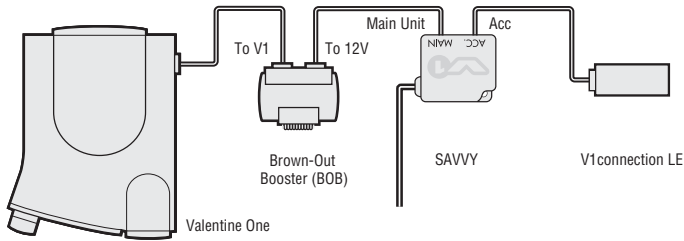
The first time the app is run: The app will automatically connect if it finds only one V1connection LE. If it finds more than one module you will be prompted to select which to use. Select the V1connection LE with the highest (least negative) RSSI value from the list. The flashing blue LED will change to a constant glow when connected.

On subsequent runs: The app will connect to the first V1connection LE module it recognizes. If it does not find the last known device, it will prompt you to select one. Select the V1connection LE with the highest (least negative) RSSI value from the list. The flashing blue LED will change to a constant glow when connected.

Wiring diagram

Supply 12v to V1connection LE through the RJ11 jack marked ACC on any V1 power source. Connecting through SAVVY®, as shown below, is one of the more common solutions.


See page 27 of the Owner's Manual for other diagrams. Install V1connection LE in place of the Concealed Display as shown on that page



WARNING: USE THIS PRODUCT ONLY IN ACCORDANCE WITH ITS END USER LICENSE AGREEMENT. WATCHING THE SCREEN WHILE YOUR VEHICLE IS IN MOTION MAY BE DANGEROUS. DRIVE SAFELY AND OBEY ALL TRAFFIC LAWS.

USE OF V1connection, the app IS SUBJECT TO THE END USER LICENSE AGREEMENT AS APPEARING AT <http://www.valentine1.com/v1info/v1connection/v1connectioneu1a.pdf>

V1connection is a trademark of Valentine Research, Inc. | SAVVY is a registered trademark of Valentine Research, Inc. iPhone, iPad and iPod touch are registered trademarks of Apple Inc. | Android is a trademark of Google Inc.

 Bluetooth® Bluetooth is a registered trademark of Bluetooth SIG, Inc. QDID: B017702 and B018670



Hereby, Valentine Research, Inc., declares that this device is in compliance with the essential requirements and other relevant provisions of Directive 1999/5/EC. Refer to <http://www.valentine1.com/standards> for the Document of Conformity.

Contains FCC ID: QJABTLE
Contains IC: 10919A-BTLE

FCC and IC Requirements:

This device complies with Part 15 of the FCC rules and with Industry Canada licence-exempt RSS standard(s). Operation is subject to the following two conditions: (1) this device may not cause interference, and (2) this device must accept any interference, including interference that may cause undesired operation of the device.

Le présent appareil est conforme aux CNR d'Industrie Canada applicables aux appareils radio exempts de licence. L'exploitation est autorisée aux deux conditions suivantes : (1) l'appareil ne doit pas produire de brouillage, et (2) l'utilisateur de l'appareil doit accepter tout brouillage radioélectrique subi, même si le brouillage est susceptible d'en compromettre le fonctionnement.

Under Industry Canada regulations, this radio transmitter may only operate using an antenna of a type and maximum (or lesser) gain approved for the transmitter by Industry Canada. To reduce potential radio interference to other users, the antenna type and its gain should be so chosen that the equivalent isotropically radiated power (e.i.r.p.) is not more than that necessary for successful communication.

Conformément à la réglementation d'Industrie Canada, le présent émetteur radio peut fonctionner avec une antenne d'un type et d'un gain maximal (ou inférieur) approuvé pour l'émetteur par Industrie Canada. Dans le but de réduire les risques de brouillage radioélectrique à l'intention des autres utilisateurs, il faut choisir le type d'antenne et son gain de sorte que la puissance isotrope rayonnée équivalente (p.i.r.e.) ne dépasse pas l'intensité nécessaire à l'établissement d'une communication satisfaisante.

NOTE: This equipment has been tested and found to comply with the limits for a Class B digital device, pursuant to part 15 of the FCC Rules. These limits are designed to provide reasonable protection against harmful interference in a residential installation. This equipment generates, uses and can radiate radio frequency energy and, if not installed and used in accordance with the instructions, may cause harmful interference to radio communications. However, there is no guarantee that interference will not occur in a particular installation. If this equipment does cause harmful interference to radio or television reception, which can be determined by turning the equipment off and on, the user is encouraged to try to correct the interference by one or more of the following measures:

- Reorient or relocate the receiving antenna.
- Increase the separation between the equipment and receiver.
- Connect the equipment into an outlet on a circuit different from that to which the receiver is connected.
- Consult the dealer or an experienced radio/TV technician for help.

Warning:

Changes or modifications to this unit not expressly approved by the party responsible for compliance could void the user's authority to operate the equipment.